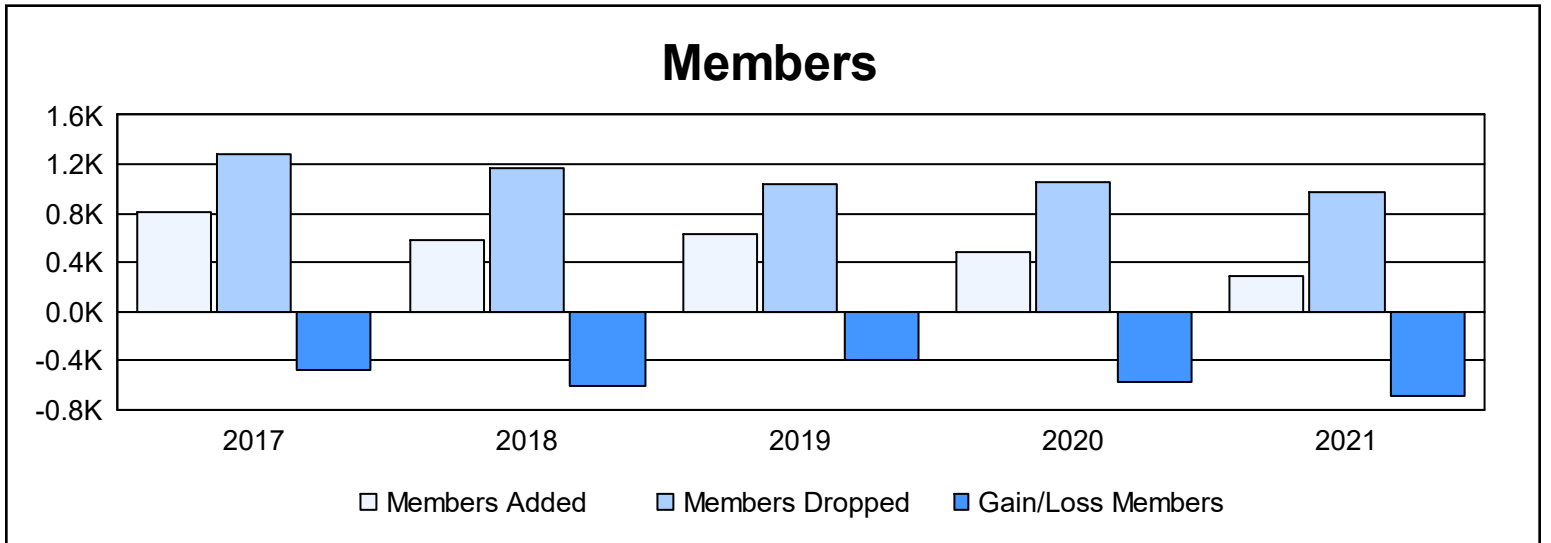
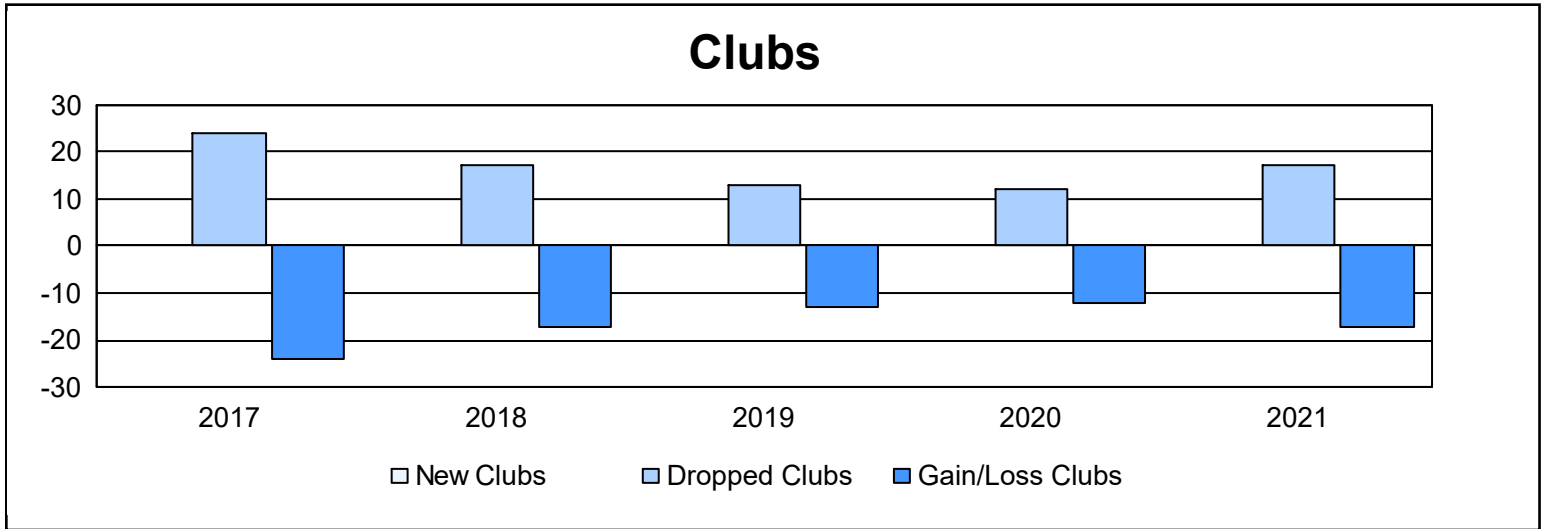


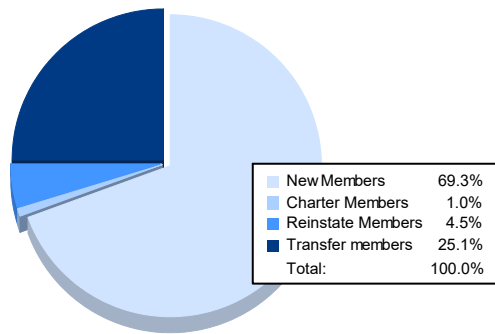
**Multiple District 101**

As of June 2021 Cumulative

Year	New Clubs	Dropped Clubs	Gain/ Loss Clubs	New Members	Charter Members	Reinstate Members	Transfer Members	Total Member Added	Total Members Dropped	Gain/ Loss Members
2016-2017	0	24	-24	690	10	11	93	804	1,279	-475
2017-2018	0	17	-17	506	2	23	43	574	1,175	-601
2018-2019	0	13	-13	543	16	13	61	633	1,031	-398
2019-2020	0	12	-12	425	9	17	31	482	1,057	-575
2020-2021	0	17	-17	199	3	13	72	287	969	-682
<b>Average</b>	<b>0</b>	<b>17</b>	<b>-17</b>	<b>473</b>	<b>8</b>	<b>15</b>	<b>60</b>	<b>556</b>	<b>1,102</b>	<b>-546</b>



### Membership Composition June 2021 Cumulative



### Gender Composition June 2021 Cumulative

